

AVP 415

Volvo Penta
Mecc Alte
D+ &



ISO8528	GC,) &
SZUTEST	GC - \$\$\$
CE	

2000/14/EC
 &\$\$#(#
 z) \$ z'z' D:

	"	kw	"	kw	Amp
400/230	415,00	332,00	380,00	304,00	548,49

fP GDE GC,) &
 fDF DE %s1 % %& GC" \$(** z&(GC

Standard Specifications

z
 fl ! E
 z
 z

1

ALTERNATOR

D: A Z'5J F
 fl \$\$\$ \$\$\$ E
 fl " \$ E

TRANSFER SWITCH

!

AVP 415

Volvo Penta
Mecc Alte
D+' &'




Manufacturer		Volvo Penta
Model		TAD1343GE
		% \$\$' "# "
		366,00 kw [498,00HP]
	L	12,780
	"	131X158
		18,1:1
	fl # 7	"# " 1500
	fl 7	L 36,00
	L	44,00
AbsorbedAirDischargeReSourceKey.Text	' # "	27,00
	' # "	420,00
		24 V d.c.
	Load	% \$\$i
	# "	
		83,50

		Mecc Alte
		ECO40 1S/4
	Hz	50
	"	400,00
7cg'		0,80
		3
	fl 7	400/230
	A	577,00

		fl 7		fl 7	
	"	"	"	"	L
AVP 415		3138,00	1550,00	1855,00	700,00
		fl 7		fl 7	
	"	"	"	"	L
MS 70	4040	4460	1606	2477	700

D+' &'

!



AVP 415


Volvo Penta
Mecc Alte
D+' &''



- '8G9ž '+' &\$ž
) 5ž&&\$#&(\$
- "
- !
- '8G9+' &\$
&&\$ ž ž
" '8G9+' &\$
'8G9+' &\$ ž
" % &I '* (' &\$
žFG&' &žFG(,) ž
ž


AVP 415

Volvo Penta
Mecc Alte
D+ &



AVP 415

Volvo Penta
Mecc Alte
D+ &



- 1 Steel structures.
- 2 Emergency stop push button.
- 3 Control panel is mounted on the baseframe . Located at the right side of the generator set.
- 4 Corrosion-resistant locks and hinges.
- 5 oil could be drained via valve and a hose
- 6 Exhaust system in the canopy.
- 7 special large access doors for easy maintenance
- 8 in front and back side special large access doors for easy maintenance
- 9 Base frame -fuel tank.
- 10 Lifting points similar to ISO container , located on each top corner of the canopy
- 11 the canopy provides easy access to radiator cap.
- 12 sound proofing materials
- 13 Plastic air intake pockets.

	"	1606
fl "L	"	4460
fl "L	"	2477
	L	700